


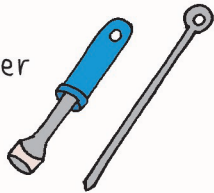
How to make an apple bird feeder

You will need

- An apple



- An apple corer or skewer



- Sunflower seeds




- String




- A thin stick




- 1 Ask an adult to make a hole through the middle of the apple.



- 2 Thread some string through the hole in the apple and tie the bottom end to the stick.



- 3 Push sunflower seeds into the apple until it looks like a little hedgehog.



- 4 Tie the string to a tree branch and wait for the birds!

