

Grow your own mini garden meadow

wildlife
watch



You will need:

- Spare patch of the garden



an area that hasn't had fertiliser or compost added

- Packet of meadow flower seeds



- Grass seed



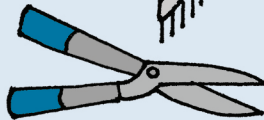
- Handful of sand



- Rake




- Shears



- Twiggy branches



- 1 Remove grass, weeds and the top layer of soil, then lightly rake.




- 2 Mix together 1 part wildflower seed with 4 parts grass seed and some sand.



this will help you see where you're sowing

- 3 Sprinkle your seed mix in spring or autumn.



5g of seed per metre² of soil

- 4 Walk over the soil and water lightly.

- 5 Arrange branches over your seeds to keep animals out.



- 6 Cut in summer to 5-10cm high and compost the cuttings.

Don't take seeds from the wild - always buy specially-grown seeds.



Cornfield annuals will flower in the first year. Perennial meadows often need two years.